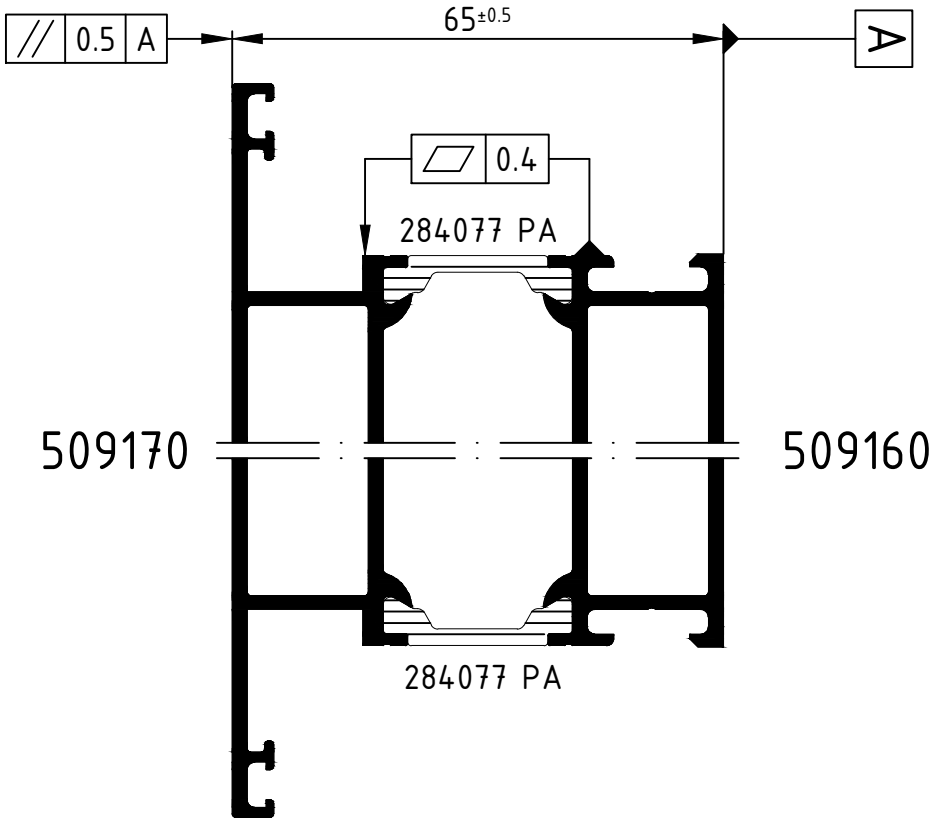

Achtung: The result of the rolling process has to be checked on the basis of the reference dimensions in this
Attention: roller plan. Please note the examination advices of the current roller manual

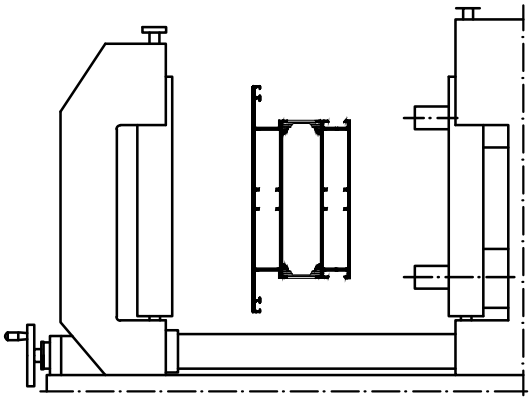

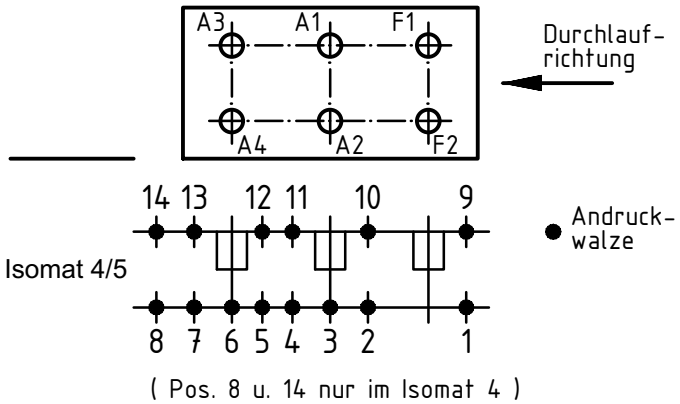

	Stck. Qty.	Art.-Nr. Art.-No. für Isomat 5	Art.-Nr. Art.-No. für Isomat 4	Bestückungsfolge (v. innen nach außen) Assembly sequence (inside to outside)
A1	1	282473 B	282473 B	R1/A1/R2
A2	1	282473 B	282473 B	R1/A2/R2
A3	1	282474 B	282473 B	R1/A3/R2
A4	1	282474 B	282473 B	R1/A4/R2
F1	1	282472 B		R1/F1/R2
F2	1	282472 B		R1/F2/R2

	Stck. Qty.	Art.-Nr. Zubehör Art.-No. Accessories
R1	6	282821 (20.0 mm)
R2	6	296210 (10.0 mm)

Zulässige Abweichung Permissable tolerance	Oberflächenabwicklung Circumference	VP PU	Info-Plan:
	mech. polished –	Maßstab Scale 1 : 1	Gewicht Weight
	uml. total		
Paßmaße Close tol. / Abmaße Std. tolerance		Werkstoff Material	
Original / Änderung Revision / Version 0100	Datum Date / Name	Benennung Title	Roller plan Isomat 4/5
Name	25.06.2018		
	gez. drawn: Finkemeyer, C.		
	gepr. checked: Winkler, A.		
	ges. seen: Nienhüser, R.		
SCHÜCO		Zeichn.-Nr. Drawing No.	510130 RP 1000
		EDV erstellt Ohne Unterschrift gültig generated by EDP valid without signature	Ersatz für Replacement for

Technical data subject to change. © Schüco International KG, Bielefeld, Germany. All Rights Reserved.
Technische Änderungen vorbehalten. © Schüco International KG, Bielefeld, Germany. Alle Rechte vorbehalten.