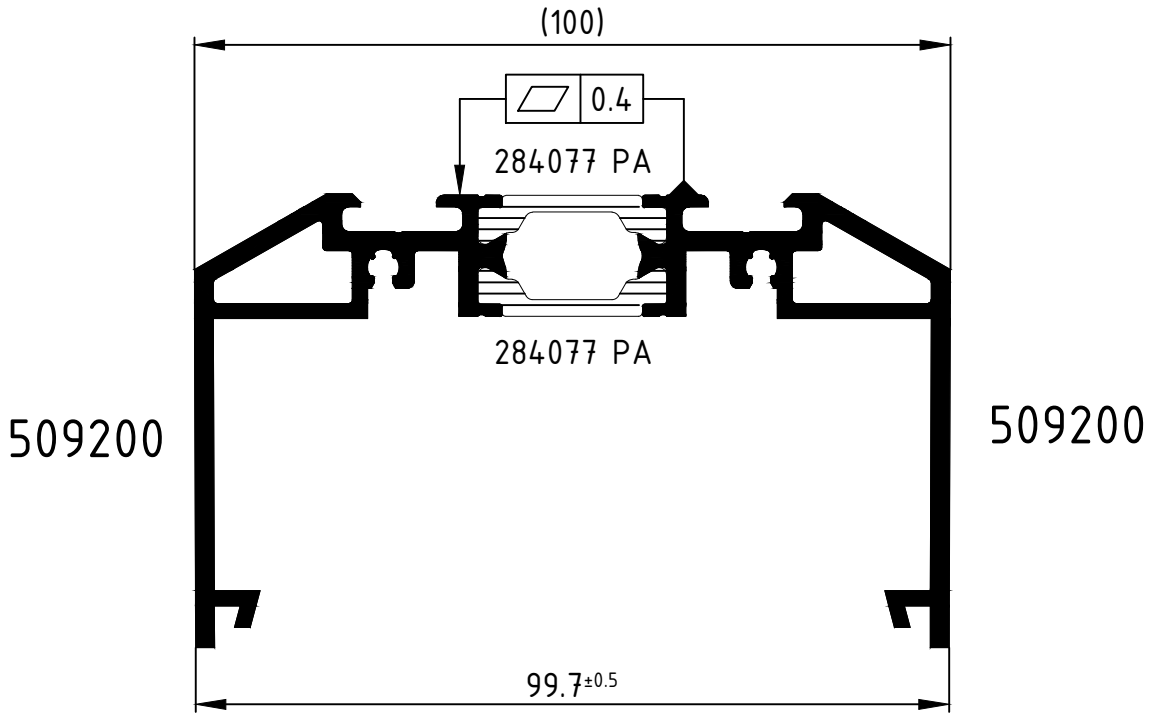

Achtung: The result of the rolling process has to be checked on the basis of the reference dimensions in this
Attention: roller plan. Please note the examination advices of the current roller manual

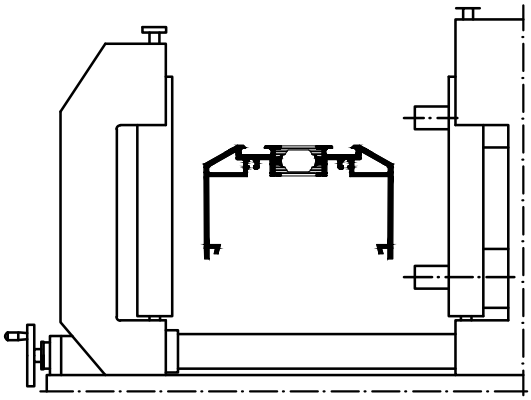

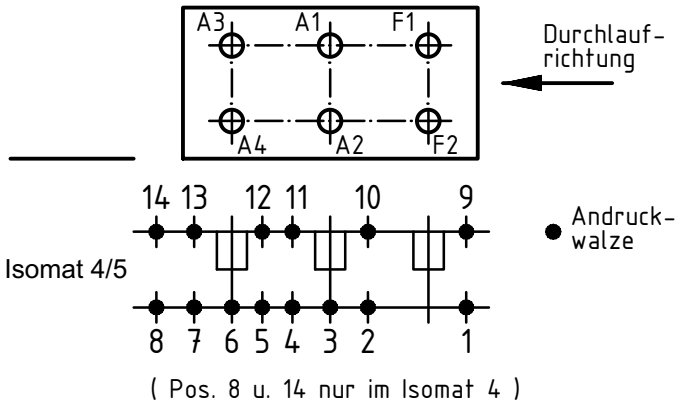

	Stck. Qty.	Art.-Nr. Art.-No. für Isomat 5	Art.-Nr. Art.-No. für Isomat 4	Bestückungsfolge (v. innen nach außen) Assembly sequence (inside to outside)
A1	1	264119	264119	R1/A1
A2	1	264124	264124	R1/A2
A3	1	264121	264119	R1/A3
A4	1	264125	264124	R1/A4
F1	1	282472 A		R2/R3/F1
F2	1	282472 A		R2/R3/F2

	Stck. Qty.	Art.-Nr. Zubehör Art.-No. Accessories
R1	4	296229 (5.5 mm)
R2	2	280743 (5.0 mm)
R3	2	280752 (Adapter)

Zulässige Abweichung Permissable tolerance		Oberflächenabwicklung Circumference	
		mech. polished	–
		uml. total	
Paßmaße Close tol.	Abmaße Std. tolerance		
Original / Änderung Revision / Version	0100	Datum Date	Name
Name		25.06.2018	
	gez. drawn	Finkemeyer, C.	
	gepr. checked	Winkler, A.	
	ges. seen	Nienhüser, R.	

VP PU

Info-Plan:

Maßstab Scale 1 : 1

Gewicht Weight

Werkstoff Material

Benennung Title

Roller plan
Isomat 4/5

SCHÜCO

Zeichn.-Nr. Drawing No. 510160 RP 1000

EDV erstellt Ohne Unterschrift gültig generated by EDP valid without signature

Ersatz für Replacement for

Technical data subject to change. © Schüco International KG, Bielefeld, Germany. All Rights Reserved.
Technische Änderungen vorbehalten. © Schüco International KG, Bielefeld, Germany. Alle Rechte vorbehalten.