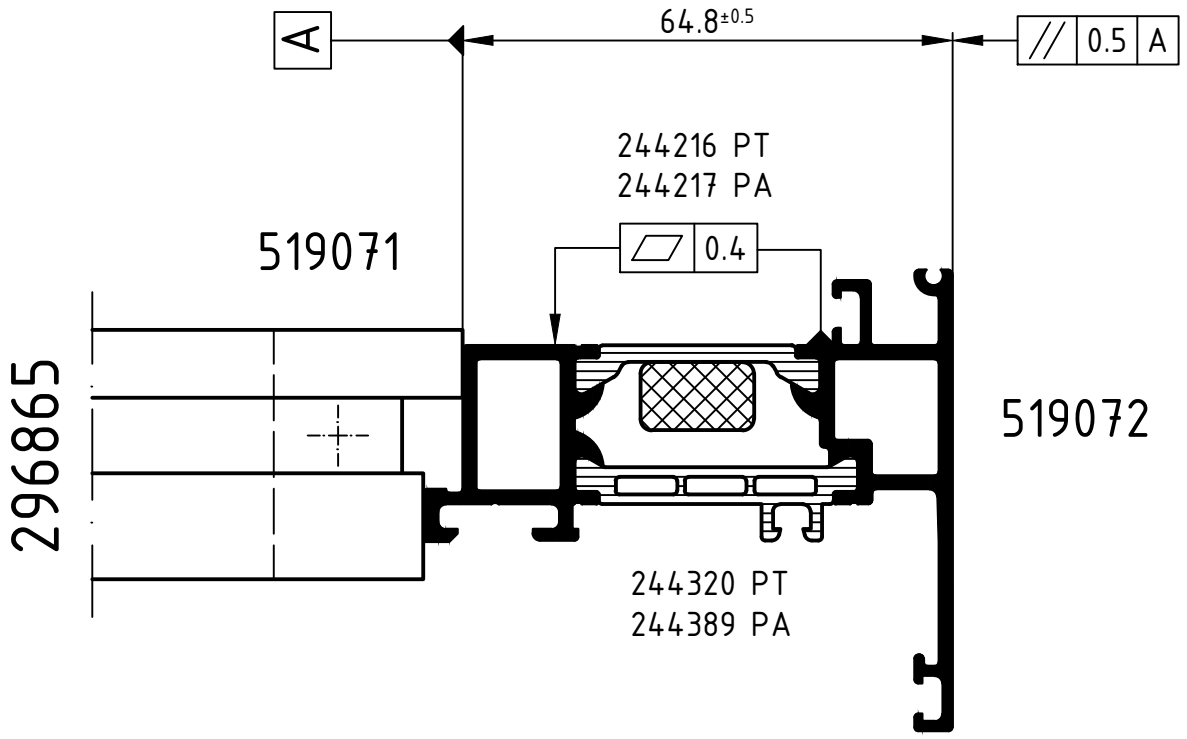

Achtung: / Attention: The result of the rolling process has to be checked on the basis of the reference dimensions in this roller plan. Please note the examination advices of the current roller manual

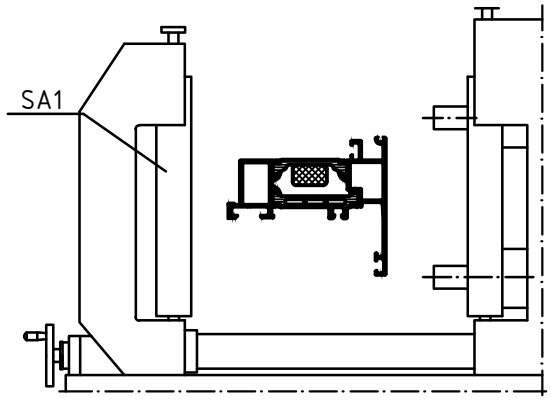

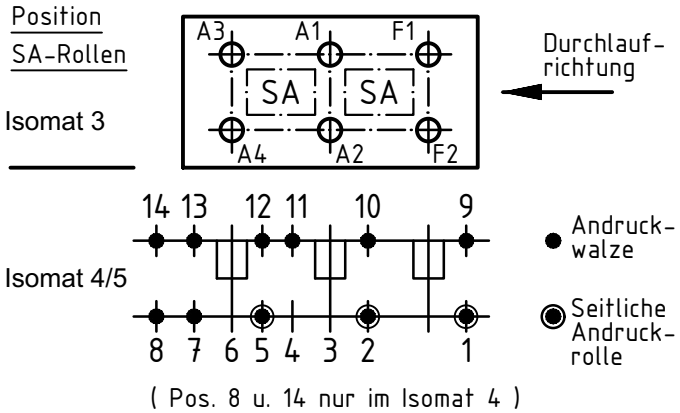

	Stck. Qty.	Art.-Nr. Art.-No. für Isomat 3/5	Art.-Nr. Art.-No. für Isomat 4	Bestückungsfolge (v. innen nach außen) Assembly sequence (inside to outside)
A1	1	280702 B	280702 B	R1/R2/A1/R4
A2	1	280736 B	280736 B	R1/R3/A2/R4
A3	1	280703 B	280702 B	R1/R2/A3/R4
A4	1	280737 B	280736 B	R1/R3/A4/R4
F1	1	280701 B		R1/R2/F1/R4
F2	1	280738 B		R1/R3/F2/R4

	Stck. Qty.	Art.-Nr. Zubehör Art.-No. Accessories
R1	6	296534 (8.5 mm)
R2	3	280751 (9.0 mm)
R3	3	296207 (4.0 mm)
R4	6	280743 (5.0 mm)
SA1	3	296865*
		*Isomat 3: 2

Zulässige Abweichung Permissable tolerance		Oberflächenabwicklung Circumference	
		mech. polished	–
		uml. total	
Paßmaße Close tol.	Abmaße Std. tolerance		
Original / Änderung Revision / Version	0100	Datum Date	Name
Name		10.01.2019	
		gez. drawn	Finkemeyer, C.
		gepr. checked	Winkler, A.
		ges. seen	Nienhüser, R.

VP PU | Info-Plan:

Maßstab Scale 1 : 1 | Gewicht Weight

Werkstoff Material

Benennung Title

Roller plan

Isomat 3/4/5

Schüco AWS 70.HI IsoModul

Zeichn.-Nr. Drawing No. 519295 RP 1000

EDV erstellt Ohne Unterschrift gültig generated by EDP valid without signature

Ersatz für Replacement for

SCHÜCO

Technical data subject to change. © Schüco International KG, Bielefeld, Germany. All Rights Reserved.
Technische Änderungen vorbehalten. © Schüco International KG, Bielefeld, Germany. Alle Rechte vorbehalten.