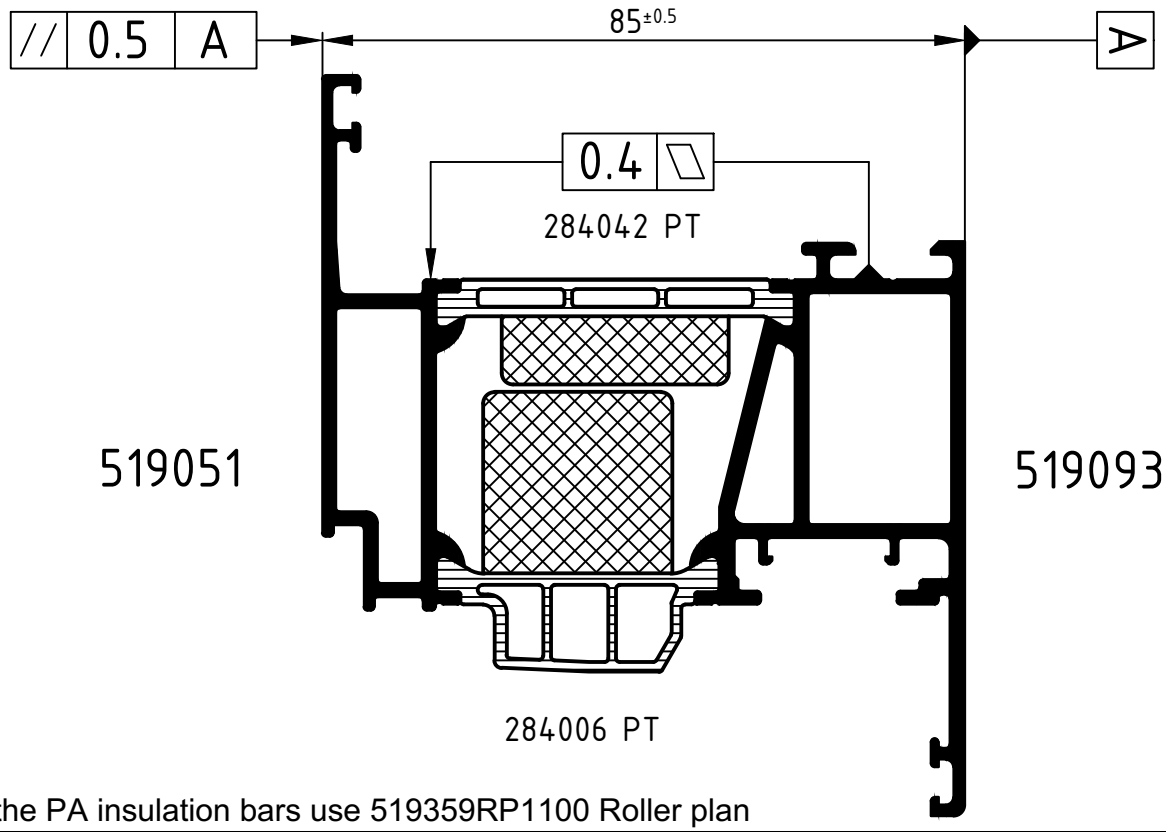

For the PA insulation bars use 519359RP1100 Roller plan

Achtung: The result of the rolling process has to be checked on the basis of the reference dimensions in this
Attention: roller plan. Please note the examination advices of the current roller manual

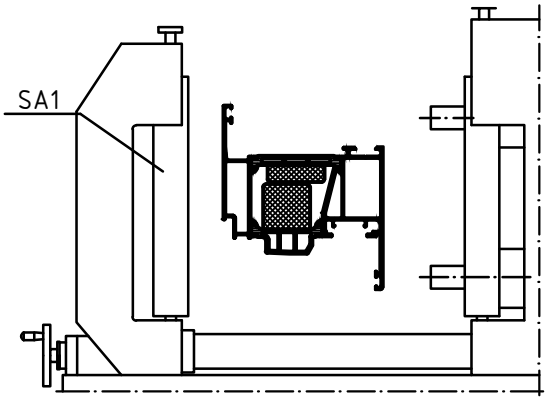

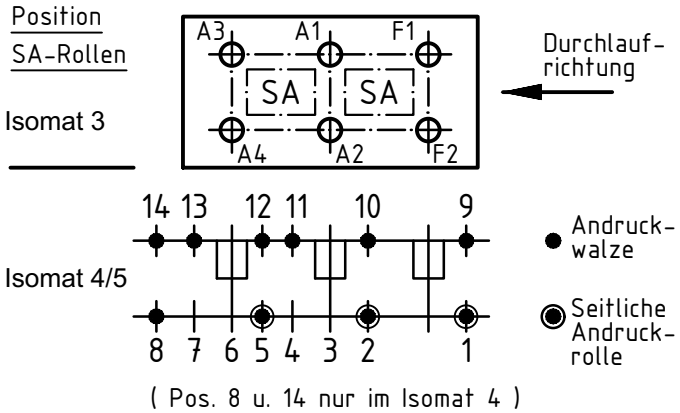

	Stck. Qty.	Art.-Nr. Art.-No. für Isomat 3/5	Art.-Nr. Art.-No. für Isomat 4	Bestückungsfolge (v. innen nach außen) Assembly sequence (inside to outside)
A1	1	282631 A	282631 A	R1/A1
A2	1	280736 A	280736 A	R2/A2
A3	1	282632 A	282631 A	R1/A3
A4	1	280737 A	280736 A	R2/A4
F1	1	282633 A		R1/F1
F2	1	280738 A		R2/F2

	Stck. Qty.	Art.-Nr. Zubehör Art.-No. Accessories
R1	3	280750 (Adapter)
R2	3	280752 (Adapter)
SA1	3	296865*
		*Isomat 3: 2

Zulässige Abweichung Permissable tolerance		Oberflächenabwicklung Circumference	
		mech. polished	–
		uml. total	
Paßmaße Close tol.	Abmaße Std. tolerance		
Original / Änderung Revision / Version	0100		

		Datum Date	Name
Name		15.01.2019	
	gez. drawn		Finkemeyer, C.
	gepr. checked		Winkler, A.
	ges. seen		Nienhüser, R.

SCHÜCO

VP PU	Info-Plan:
Maßstab Scale 1 : 1	Gewicht Weight
Werkstoff Material	
Benennung Title	Roller plan Isomat 3/4/5
Schüco AWS 75.SI+	IsoModul
Zeichn.-Nr. Drawing No.	519359 RP 1000
EDV erstellt Ohne Unterschrift gültig generated by EDP valid without signature	Ersatz für Replacement for

Technical data subject to change. © Schüco International KG, Bielefeld, Germany. All Rights Reserved.
Technische Änderungen vorbehalten. © Schüco International KG, Bielefeld, Germany. Alle Rechte vorbehalten.