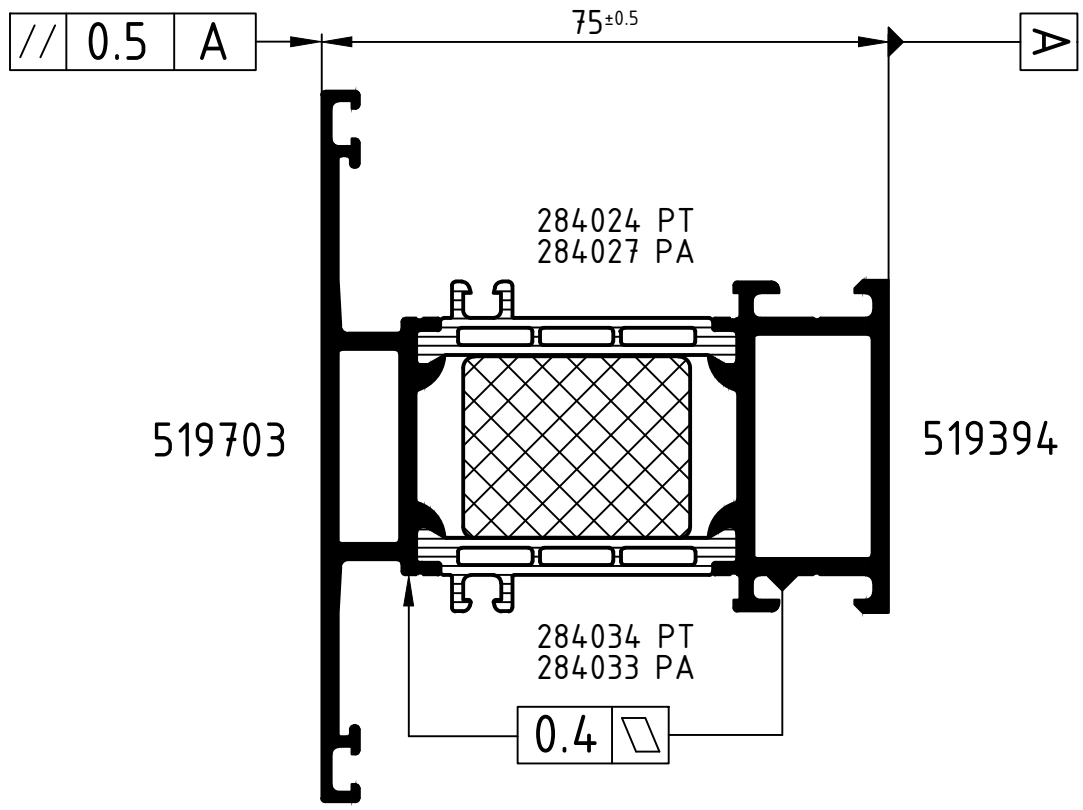

Achtung: / Attention: The result of the rolling process has to be checked on the basis of the reference dimensions in this roller plan. Please note the examination advices of the current roller manual

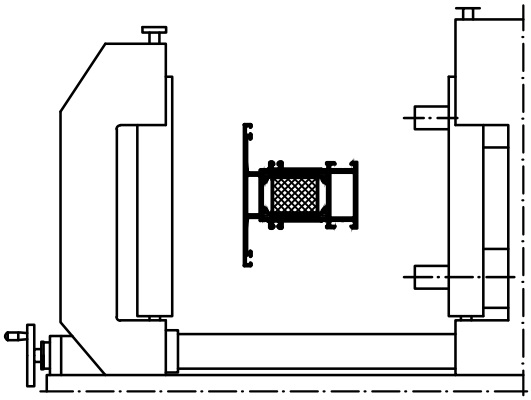

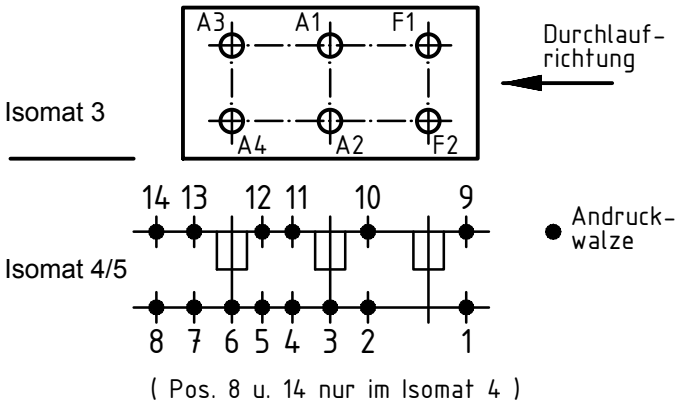

	Stck. Qty.	Art.-Nr. Art.-No. für Isomat 3/5	Art.-Nr. Art.-No. für Isomat 4	Bestückungsfolge (v. innen nach außen) Assembly sequence (inside to outside)
A1	1	282590 B	282590 B	R1/A1
A2	1	282590 B	282590 B	R1/A2
A3	1	282591 B	282590 B	R1/A3
A4	1	282591 B	282590 B	R1/A4
F1	1	282592 B		R1/F1
F2	1	282592 B		R1/F2

	Stck. Qty.	Art.-Nr. Zubehör Art.-No. Accessories
R1	6	282821 (20.0 mm)

Paßmaße Close tol.	Abmaße Std. tolerance	Zulässige Abweichung Permissable tolerance	Oberflächenabwicklung Circumference	
			mech. polished	–
			uml. total	

Original / Änderung Revision / Version	0100	Datum Date	Name
Name		02.08.2021	
	gez. drawn		Winkler
	gepr. checked		Finkemeyer, C.
	ges. seen		Nienhüser, R.

SCHÜCO

VP PU

Info-Plan:

Maßstab Scale 1 : 1

Gewicht Weight

Werkstoff Material

Benennung Title

Roller plan

Isomat 3/4/5

Schüco ADS 75 HD.HI CN IsoModul

Zeichn.-Nr. Drawing No. 519582 RP 1000

EDV erstellt Ohne Unterschrift gültig generated by EDP valid without signature

Ersatz für Replacement for

Technical data subject to change. © Schüco International KG, Bielefeld, Germany. All Rights Reserved.
Technische Änderungen vorbehalten. © Schüco International KG, Bielefeld, Germany. Alle Rechte vorbehalten.