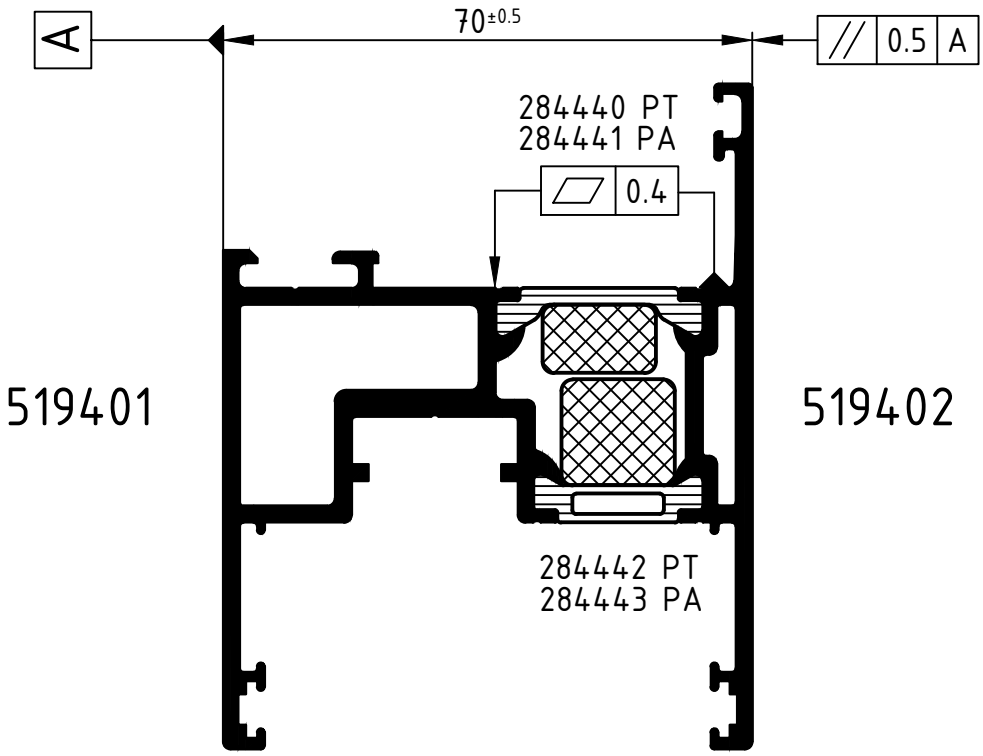

Achtung: / Attention: The result of the rolling process has to be checked on the basis of the reference dimensions in this roller plan. Please note the examination advices of the current roller manual

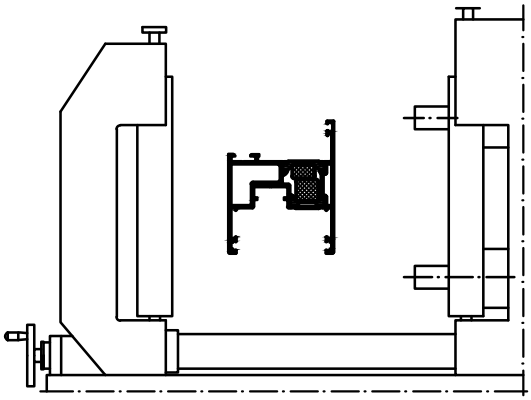

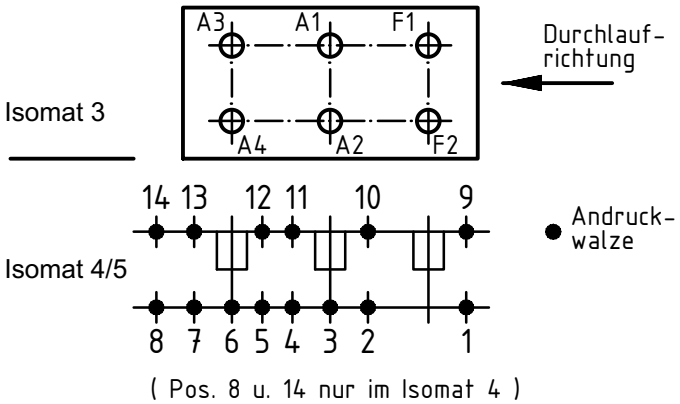

	Stck. Qty.	Art.-Nr. Art.-No. für Isomat 3/5	Art.-Nr. Art.-No. für Isomat 4	Bestückungsfolge (v. innen nach außen) Assembly sequence (inside to outside)
A1	1	280699 B	280699 B	R1/A1/R2/R3
A2	1	280696 B	280696 B	R1/A2/R2/R4
A3	1	280700 B	280699 B	R1/A3/R2/R3
A4	1	280697 B	280696 B	R1/A4/R2/R4
F1	1	280698 B		R1/F1/R2/R3
F2	1	280695 B		R1/F2/R2/R4

	Stck. Qty.	Art.-Nr. Zubehör Art.-No. Accessories
R1	6	296209 (6.5 mm)
R2	6	296212 (17.0 mm)
R3	3	280743 (5.0 mm)
R4	3	280751 (9.0 mm)

Zulässige Abweichung / Permissable tolerance
Oberflächenabwicklung / Circumference: mech. polished –; uml. total
Paßmaße / Close tol. — Abmaße / Std. tolerance

VP / PU — Info-Plan:
Maßstab / Scale: 1 : 1 — Gewicht / Weight
Werkstoff / Material

Original / Änderung Revision / Version	0100		Datum Date	Name
Name			22.01.2019	
		gez. drawn		Finkemeyer, C.
		gepr. checked		Winkler, A.
		ges. seen		Nienhüser, R.

Benennung / Title: Roller plan
Isomat 3/4/5
Schüco ASS 70.HI — IsoModul

SCHÜCO

Zeichn.-Nr. / Drawing No.: 519608 RP 1000

EDV erstellt / Ohne Unterschrift gültig / generated by EDP / valid without signature
Ersatz für / Replacement for

Technical data subject to change. © Schüco International KG, Bielefeld, Germany. All Rights Reserved.
Technische Änderungen vorbehalten. © Schüco International KG, Bielefeld, Germany. Alle Rechte vorbehalten.