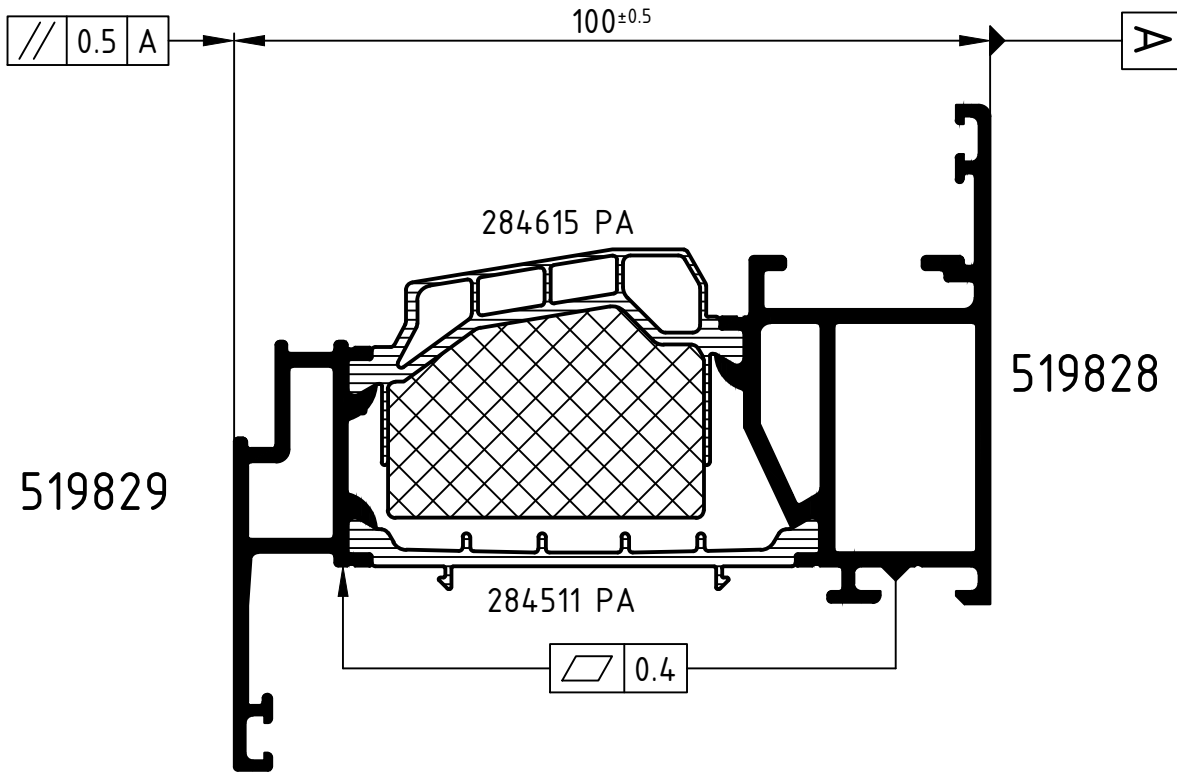
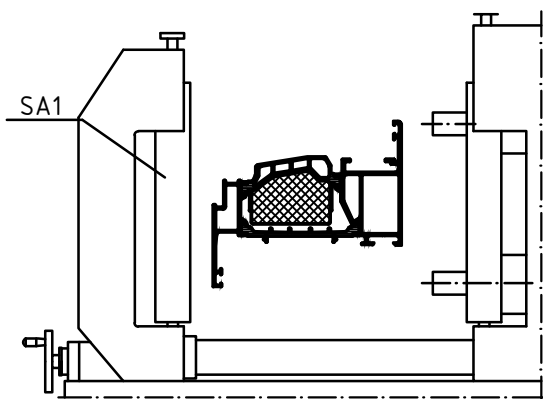


Technical data subject to change. © Schüco International KG, Bielefeld, Germany. All Rights Reserved.
 Technische Änderungen vorbehalten. © Schüco International KG, Bielefeld, Germany. Alle Rechte vorbehalten.



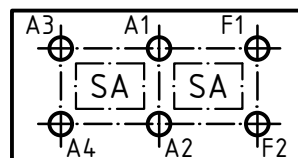
(SR=)Support roller

Achtung: The result of the rolling process has to be checked on the basis of the reference dimensions in this roller plan. Please note the examination advices of the current guidelines
Attention: It is impossible to colour coat or anodize after rolling - even with PA-isolators!



Position

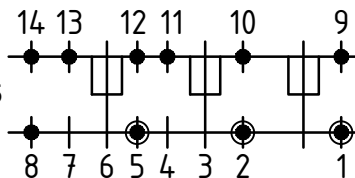
SA-Rollen



Durchlauf-
richtung



Isomat 4/5



● Andruck-
walze

● Seitliche
Andruck-
rolle

(Pos. 8 u. 14 nur im Isomat 4)

Stck. Qty.	Art.-Nr. Art.-No. für Isomat 5	Art.-Nr. Art.-No. für Isomat 4	Bestückungsfolge (v. innen nach außen) Assembly sequence (inside to outside)	Stck. Qty.	Art.-Nr. Zubehör Art.-No. Accessories	
					R1	SA1
A1	1	283926	283926	SR/A1	4	296210 (10.0 mm)
A2	1	283923	283923	R1/A2	1	283932
A3	1	283927	283926	R1/A3		
A4	1	283924	283923	R1/A4		
F1	1	283928				
F2	1	283925		R1/F2		

Zulässige Abweichung Permissible tolerance		Oberflächenabwicklung Circumference		VP PU	Info-Plan:
		mech. polished uml. total		Maßstab Scale	Gewicht Weight
				1 : 1	
Paßmaße Close tol.	Abmaße Std. tolerance	Datum Date		Werkstoff Material	Benennung Title
Original / Änderung Revision / Version		31.08.2021		Roller plan Isomat 4/5	
Name		Name		Schüco AD UP 90 CN	
		gez. drawn gepr. checked ges. seen		Finkemeyer, C. Winkler, A. Nienhüser, R.	
		Zeichn.-Nr. Drawing No.		519839 RP 1000	
		EDV erstellt Ohne Unterschrift gültig generated by EDP valid without signature		Ersatz für Replacement for	
		SCHÜCO			