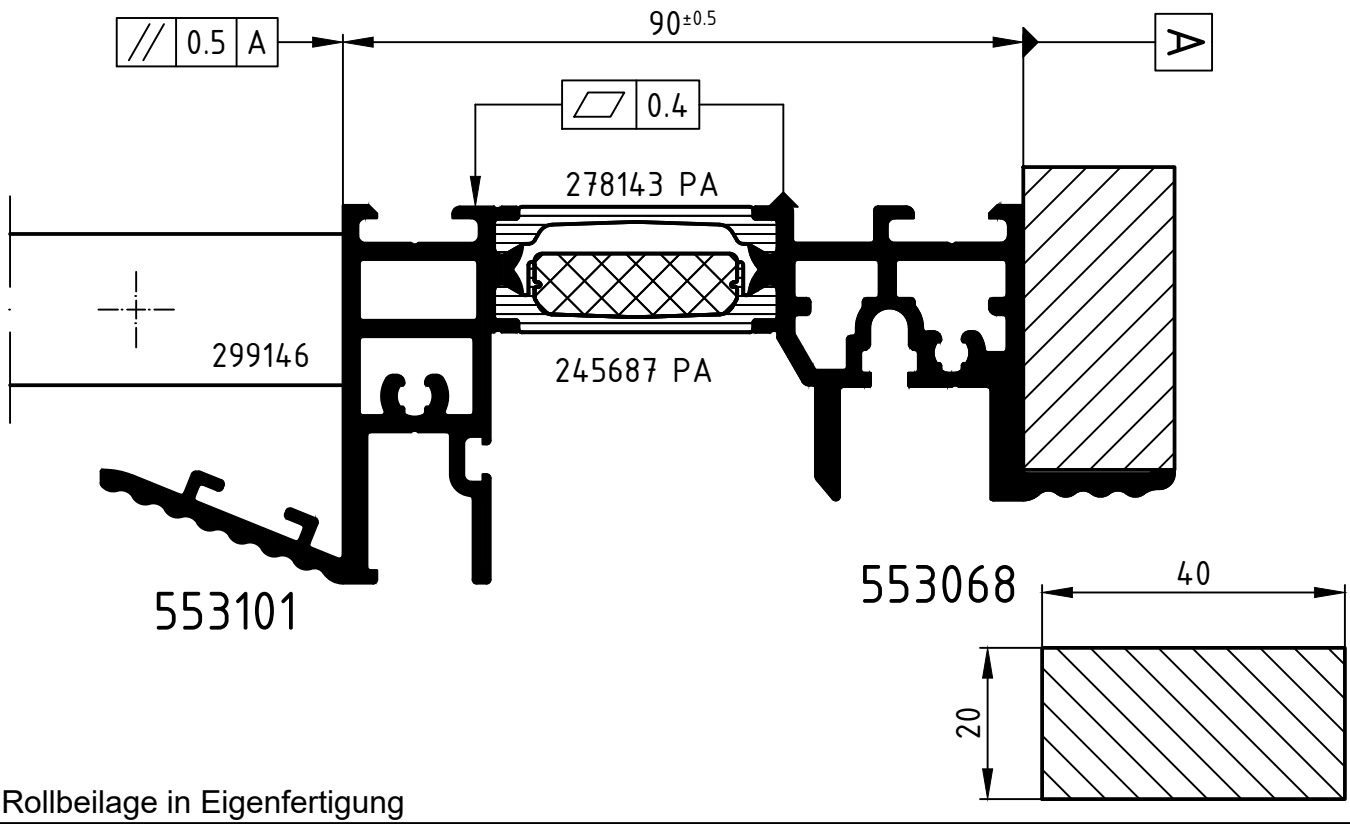

Rollbeilage in Eigenfertigung

Achtung: The result of the rolling process has to be checked on the basis of the reference dimensions in this
Attention: roller plan. Please note the examination advices of the current guidelines

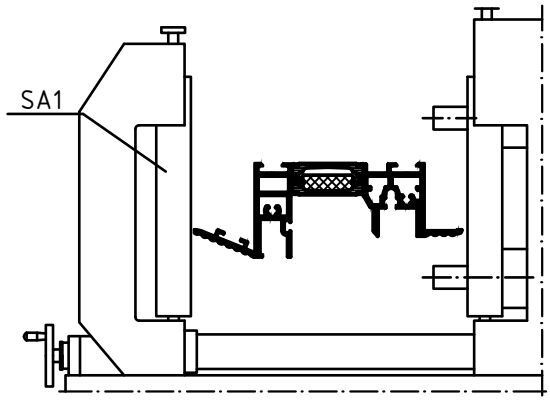

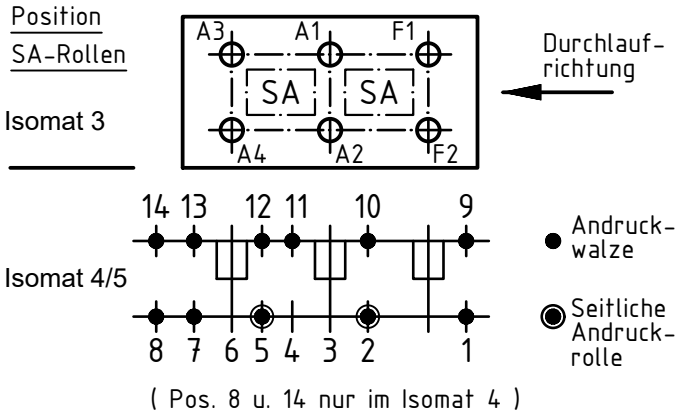

	Stck. Qty.	Art.-Nr. Art.-No. für Isomat 3/5	Art.-Nr. Art.-No. für Isomat 4	Bestückungsfolge (v. innen nach außen) Assembly sequence (inside to outside)
A1	1	280736 A	280736 A	R1/R2/A1
A2	1	280736 A	280736 A	R1/R2/A2
A3	1	280737 A	280736 A	R1/R2/A3
A4	1	280737 A	280736 A	R1/R2/A4
F1	1	280738 A		R1/R2/F1
F2	1	280738 A		R1/R2/F2

	Stck. Qty.	Art.-Nr. Zubehör Art.-No. Accessories
R1	6	282821 (20.0 mm)
R2	6	280752 (Adapter)
SA1	2	299146

Zulässige Abweichung Permissable tolerance		Oberflächenabwicklung Circumference	
		mech. polished	–
		uml. total	
Paßmaße Close tol.	Abmaße Std. tolerance		
Original / Änderung Revision / Version	0100		

		Datum Date	Name
Name		14.03.2024	
	gez. drawn		C. Finkemeyer
	gepr. checked		Finkemeyer, C.
	ges. seen		Nienhüser, R.

SCHÜCO

VP PU

Info-Plan:

Maßstab Scale 1 : 1

Gewicht Weight

Werkstoff Material

Benennung Title

Roller plan

Isomat 3/4/5

Schüco AS FD 90 CN.HI

Zeichn.-Nr. Drawing No. 553103 RP 1000

EDV erstellt Ohne Unterschrift gültig generated by EDP valid without signature

Ersatz für Replacement for

Technical data subject to change. © Schüco International KG, Bielefeld, Germany. All Rights Reserved.
Technische Änderungen vorbehalten. © Schüco International KG, Bielefeld, Germany. Alle Rechte vorbehalten.